

***Ab Initio* Description of Open-Shell Nuclei: Merging No-Core Shell Model and In-Medium Similarity Renormalization Group**

Eskendr Gebrerufael,^{1,*} Klaus Vobig,¹ Heiko Hergert,² and Robert Roth¹

¹*Institut für Kernphysik, Technische Universität Darmstadt, Schlossgartenstr. 2, 64289 Darmstadt, Germany*

²*NSCL/FRIB Laboratory and Department of Physics & Astronomy, Michigan State University, East Lansing, Michigan 48824-1321, USA*

(Received 21 October 2016; published 12 April 2017)

We merge two successful *ab initio* nuclear-structure methods, the no-core shell model (NCSM) and the multireference in-medium similarity renormalization group (IM-SRG) to define a new many-body approach for the comprehensive description of ground and excited states of closed and open-shell nuclei. Building on the key advantages of the two methods—the decoupling of excitations at the many-body level in the IM-SRG and the access to arbitrary nuclei, eigenstates, and observables in the NCSM—their combination enables fully converged no-core calculations for an unprecedented range of nuclei and observables at moderate computational cost. We present applications in the carbon and oxygen isotopic chains, where conventional NCSM calculations are still feasible and provide an important benchmark. The efficiency and rapid convergence of the new approach make it ideally suited for *ab initio* studies of the complete spectroscopy of nuclei up into the medium-mass regime.

DOI: 10.1103/PhysRevLett.118.152503

Introduction.—One of the most dynamic areas in nuclear structure theory today is the development of *ab initio* many-body methods for the comprehensive description of open-shell nuclei. This includes not only ground states, but also low-lying excitations and spectroscopic observables. Traditionally, nuclear spectroscopy is the domain of shell-model-type approaches, both the valence-space shell model [1] and the *ab initio* no-core shell model (NCSM) [2–4]. These methods solve a large-scale Hamiltonian eigenvalue problem in a truncated model space and address ground and excited states on equal footing, but they are limited by the basis dimension [5].

Several other methods have been developed that tackle the many-body problem from a different angle, among them the coupled-cluster (CC) approach [6–11] and the in-medium similarity renormalization group (IM-SRG) [12–15]. Instead of solving the eigenvalue problem directly, these methods use a similarity transformation to decouple a reference state, representing the ground state, from all particle-hole excitations. This concept of decoupling is very powerful and complementary to a direct NCSM-type diagonalization. Generally, CC and IM-SRG have different computational characteristics and a much better scaling with particle number, but their basic formulation is limited to ground states. Their complementarity suggests that a combination of both philosophies, direct diagonalization and many-body decoupling, could be advantageous. First steps along these lines are effective interactions for the valence-space shell-model extracted from CC and IM-SRG calculations presented recently [16–20].

In this Letter, we merge the NCSM and IM-SRG into a new *ab initio* many-body tool to universally address ground

and excited states of closed and open-shell nuclei up to medium masses. After discussing the method with its advantages and limitations we benchmark it against direct NCSM calculations for several carbon and oxygen isotopes. In contrast to valence-space methods, we propose an *ab initio* no-core approach, where convergence with respect to all model-space truncations is demonstrated explicitly.

No-core shell model.—The NCSM is one of the most powerful and universal *ab initio* methods [4,21]. It is built on a representation of the Schrödinger equation as a large-scale matrix eigenvalue problem, using an expansion of the eigenstates in an orthonormal basis of A -body states, $|\Psi_n\rangle = \sum_\nu C_\nu^{(n)} |\Phi_\nu\rangle$. Typically, the basis $|\Phi_\nu\rangle$ is composed of Slater determinants built from harmonic-oscillator (HO) single-particle states, but other single-particle bases can be used as well [22]. The many-body basis must be truncated to render the problem numerically tractable. For the NCSM, we typically use the number of HO excitation quanta above the lowest-energy basis states as a truncation parameter N_{\max} . Eventually, the finite matrix eigenvalue problem is solved for a few low-lying eigenstates via Lanczos-type algorithms, yielding energies and eigenvectors that can be used to compute any secondary observable.

The truncation of the many-body space constitutes the only departure from an exact treatment of the Schrödinger equation and we have to demonstrate that the truncation does not affect the observables of interest. This convergence is the critical aspect in determining the uncertainties of the method and the limiting factor for its applications. Several tools are being used to extend the reach of the NCSM, e.g., through additional truncations of the many-body model space [23,24] or through a prediagonalization

of the Hamiltonian by a unitary transformation [25–28]. Despite these improvements, the NCSM is typically limited to p -shell and lower sd -shell nuclei [29,30].

In-medium similarity renormalization group.—The IM-SRG aims to decouple a predefined reference state $|\Psi_{\text{ref}}\rangle$ from all excitations via a unitary transformation that is implemented via a flow equation [12–15,31–33]. The technical tool to make this decoupling in A -body space tractable is the normal ordering of all operators with respect to $|\Psi_{\text{ref}}\rangle$. Here, we use the generalized normal ordering and Wick’s theorem of Kutzelnigg and Mukherjee [34–36], which can be applied with single- and multideterminantal reference states $|\Psi_{\text{ref}}\rangle$.

The Hamiltonian $H(s)$ and the generator $\eta(s)$ are normal ordered and inserted into $(d/ds)H(s) = [\eta(s), H(s)]$ to obtain the multireference IM-SRG flow equations [15,32]. The generator is designed to suppress pieces of the Hamiltonian that couple the reference state to excited basis determinants orthogonal to the reference state. We use the so-called imaginary-time generator as a compromise between efficiency and robustness (see, e.g., Ref. [14]). To render the flow equations tractable, residual normal-ordered three-body contributions of the initial Hamiltonian and normal-ordered three- and multiparticle contributions in the IM-SRG flow equations are discarded. Thus, we obtain a system of coupled first-order differential equations for the zero-, one-, and two-body part of the normal-ordered Hamiltonian [15,32]. The zero-body part directly yields the expectation value of the Hamiltonian with respect to the reference state, $E(s) = \langle \Psi_{\text{ref}} | H(s) | \Psi_{\text{ref}} \rangle$, and represents the ground-state energy for $s \rightarrow \infty$ in standard applications of the IM-SRG.

Merging the NCSM and IM-SRG.—Building on and extending the ideas of both methods, we propose a combination of NCSM and multireference IM-SRG for a comprehensive *ab initio* description of open-shell nuclei. In a first step we perform a NCSM calculation to obtain a reference state for the specific nucleus of interest. We use the full Hamiltonian and solve the NCSM eigenvalue problem in a small model space with truncation parameter $N_{\text{max}}^{\text{ref}}$. Here, we choose $N_{\text{max}}^{\text{ref}} = 0$ model spaces, which are multidimensional in open-shell nuclei—for oxygen isotopes between ^{16}O and ^{24}O , for instance, they contain all neutron configurations in the sd shell. The lowest eigenstate with the appropriate quantum numbers serves as reference state $|\Psi_{\text{ref}}\rangle$. In a second step we normal order the Hamiltonian with respect to this multideterminantal reference state and solve the multireference IM-SRG flow equations. For each value of the flow parameter s , the flow equations yield a normal-ordered Hamiltonian $H(s)$. Thus, we generate a family of Hamiltonians in which multiparticle-multihole excitations are successively decoupled from $|\Psi_{\text{ref}}\rangle$. In the third step, the IM-SRG-evolved Hamiltonians are used in NCSM calculations for a range of truncation parameters N_{max} . These calculations provide

ground- and excited-state energies, as well as eigenvectors in a no-core model space. The eigenvectors can be used to evaluate other observables that have been transformed in a consistent IM-SRG evolution. For simplicity, we refer to this whole scheme as the in-medium no-core shell model (IM-NCSM), because the key point is the use of an in-medium decoupled Hamiltonian in the NCSM.

The IM-NCSM scheme has a number of important advantages over simple IM-SRG or NCSM calculations. The initial NCSM calculation can be performed for arbitrary open-shell systems and we can control the complexity of $|\Psi_{\text{ref}}\rangle$ via $N_{\text{max}}^{\text{ref}}$. The decoupling dramatically accelerates the convergence of the subsequent NCSM calculation, and we obtain ground- and excited-state wave functions that can be used for further investigations. Since we have a continuous mapping between the initial and the decoupled Hamiltonian, we can probe and quantify the effects of truncations of the IM-SRG flow equations by varying the flow parameter.

Calculation details.—Calculations in this work use the chiral next-to-next-to-next-to-leading order nucleon-nucleon (NN) interaction by Entem and Machleidt with cutoff $\Lambda_{NN} = 500 \text{ MeV}/c$ [37] and local next-to-next-to-leading order three-nucleon $3N$ interaction with $\Lambda_{3N} = 400 \text{ MeV}/c$ [29,38]. This Hamiltonian is softened by a free-space similarity renormalization group (SRG) evolution at the three-body level to $\alpha = 0.08 \text{ fm}^4$ [25,26,29,39–41]. Details on the SRG evolution and the treatment of the $3N$ contributions can be found in Ref. [29]. All IM-SRG calculations are performed with a single-particle basis including 13 major shells ($e_{\text{max}} = 12$) and we have confirmed in all cases that the energies are sufficiently converged. We truncate the initial three-body matrix elements in the total HO energy quantum number $E_{3\text{max}} = 14$ in order to control the memory requirements [6,7,31,32,42]. We employ a Hartree-Fock (HF) basis, which largely eliminates the dependence of the IM-SRG on the oscillator frequency [14].

We obtain a reference state for a given nucleus from an initial NCSM calculation with the full $NN + 3N$ Hamiltonian for $N_{\text{max}}^{\text{ref}} = 0$. The initial Hamiltonian is normal ordered with respect to this multideterminantal reference state and the residual normal-ordered $3N$ piece is discarded. We have demonstrated that the effect of this truncation on ground-state energies is on the order of 1% for the relevant mass range [42,43]. For reasons of efficiency, we use a J -coupled formulation of the multi-reference IM-SRG that requires a reference state with vanishing total angular momentum, which limits the present discussion to even particle numbers. However, the theoretical framework is completely general and one would only need to implement the IM-SRG for nonscalar tensor operators. Alternatively, we can use the same ideas as in particle-attached or particle-removed equation-of-motion CC calculations to tackle odd nuclei [44,45].

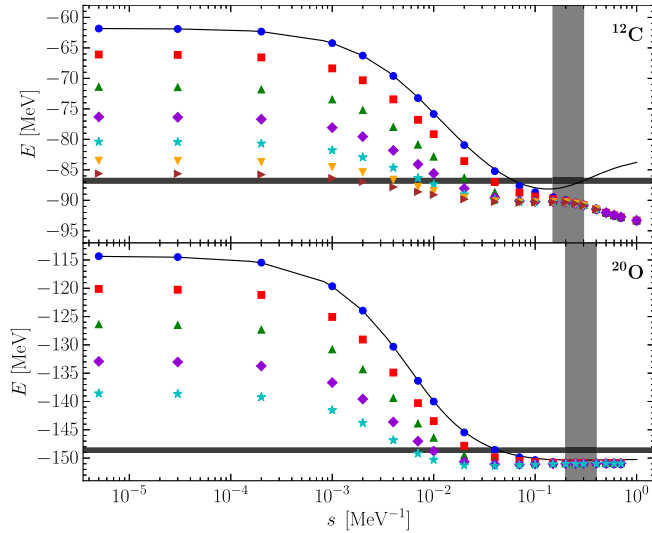


FIG. 1. Evolution of the ground-state energies in ^{12}C and ^{20}O . Depicted is the zero-body part of the flowing Hamiltonian $E(s)$ (black solid line) and the lowest eigenvalue of $H(s)$ obtained in IM-NCSM calculations for $N_{\text{max}} = 0$ (circle), 2 (square), 4 (upward triangle), 6 (diamond), 8 (star), 10 (downward triangle), and 12 (forward triangle). All calculations use a HF basis with $e_{\text{max}} = 12$ and $\hbar\Omega = 20$ MeV. The horizontal gray band shows the importance-truncated NCSM result with explicit $3N$ interaction in the HO basis including the extrapolation uncertainties. The vertical gray band represents the range of flow parameters $s_{\text{max}}/2$ to s_{max} for the quantification of uncertainties (see text).

Ground-state energies.—We start by investigating the evolution of ground-state energies of selected open-shell nuclei. Figure 1 shows the ground-state energies for ^{12}C and ^{20}O obtained from IM-NCSM calculations for several values of N_{max} as a function of the flow parameter s . For comparison we also show the zero-body piece of the flowing Hamiltonian, i.e., the expectation value $E(s) = \langle \Psi_{\text{ref}} | H(s) | \Psi_{\text{ref}} \rangle$.

A first important observation concerns the convergence of the final NCSM calculations with N_{max} . For small flow parameters we recover the results of a direct NCSM calculation with the initial normal-ordered Hamiltonian in the HF basis, which exhibits very slow convergence. With increasing IM-SRG flow parameter the NCSM convergence is accelerated up to a point where all model spaces, including $N_{\text{max}} = 0$, yield practically the same energy eigenvalue. This is proof that the IM-SRG successfully decouples the reference state and the $N_{\text{max}} = 0$ space from all basis states at higher N_{max} .

A second observation pertains to the role of the zero-body part of the flowing Hamiltonian. In the initial stages of the evolution the expectation value $E(s)$ and the lowest eigenvalue agree; i.e., the reference state remains an $N_{\text{max}} = 0$ eigenstate of $H(s)$ to a good approximation. However, in some cases, the $N_{\text{max}} = 0$ eigenvalue of the evolved Hamiltonian is below $E(s)$ in the later stages of the flow; i.e., the reference state is not an $N_{\text{max}} = 0$ eigenstate

anymore. This is not surprising, since the IM-SRG transformation changes the structure of the Hamiltonian within the $N_{\text{max}} = 0$ space. Therefore, $E(s)$ loses its interpretation as ground-state energy and we have to explicitly diagonalize $H(s)$. The effect is much stronger for the ground-state energy of ^{12}C than for ^{20}O .

A third observation concerns the many-body contributions that are discarded due to the truncation of the IM-SRG flow equations at the normal-ordered two-body level. Their effect can be estimated by comparing with importance-truncated NCSM results in the HO basis that include explicit $3N$ interactions. For ^{20}O we find a deviation of less than 2%, which is in line with previous IM-SRG calculations [32]. Earlier studies have shown that the truncation of the initial normal-ordered Hamiltonian alone causes a deviation of approximately 1% [42,43]. For ^{12}C , which is a special case, the deviations are larger, slightly above 4%, and we observe a distinctive drop after a plateau of stable well-converged energies, signaling a systematic growth of induced many-body contributions.

To extract the final ground-state energy, we select a maximum flow parameter s_{max} within the plateau for which stable convergence is observed at sufficiently small N_{max} . Additionally, we consider the energy much earlier in the evolution, i.e., at $s_{\text{max}}/2$. The range from $s_{\text{max}}/2$ to s_{max} (cf. Fig. 1) provides an uncertainty estimate for the energy at a given N_{max} . If the evolution is stable and saturates, this uncertainty is very small. Only if the evolution fails to stabilize or the N_{max} convergence is incomplete will the uncertainty be non-negligible. We will use this uncertainty quantification protocol for all observables.

The IM-NCSM ground-state energies obtained for the even carbon and oxygen isotopes are summarized in Fig. 2 and compared to results from importance-truncated NCSM calculations up to $N_{\text{max}} = 12$ including all $3N$ contributions. The latter use a simple exponential extrapolation with an uncertainty of up to 1 MeV for the most neutron-rich

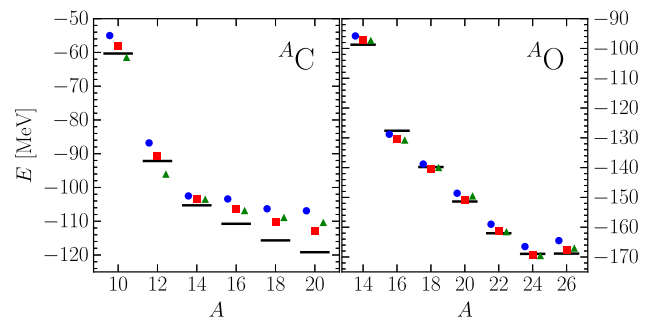


FIG. 2. Ground-state energies for even carbon and oxygen isotopes obtained from the IM-NCSM at $N_{\text{max}} = 4$ (square) in comparison to importance-truncated NCSM calculations with explicit $3N$ interactions (circle) and the multireference IM-SRG with HF-Bogoliubov reference states (triangle) [32]. Experimental values are indicated by black bars [46]. The uncertainty due to flow-parameter dependence is negligible on this scale.

isotopes. We also show multireference IM-SRG results obtained with spherical number-projected HF-Bogoliubov reference states [32]. For the oxygen isotopes the results of all three methods agree very well, with maximum deviations between the IM-NCSM and NCSM around 1.8% for the heaviest isotopes. For the carbon isotopes we observe larger deviations among the three methods, with ^{12}C being the most significant case. Already the IM-NCSM and multireference IM-SRG with HF-Bogoliubov reference states differ by almost 6% for ^{12}C , while the methods agree very well for ^{14}C . Similar deviations have been observed with valence-space interactions obtained from the IM-SRG [19] and more detailed investigations of this special case are in progress.

Excitation energies.—The IM-NCSM calculations automatically yield excited states and excitation energies, and we can analyze their flow-parameter dependence and convergence with N_{max} . Figure 3 presents the evolution of the excitation energies for the first few excited states in ^{12}C and ^{20}O for $N_{\text{max}} = 0, 2, 4$. We add a HO Hamiltonian for the center of mass, evolved consistently in the IM-SRG, to remove spurious center-of-mass excitations from the spectrum [47]. We observe that the rate of convergence of the excitation energies is not always improved. However, the decoupling of the reference state from all excitations causes the excitation energies to converge monotonically from above for sufficiently large flow parameters.

For ^{20}O the excitation energies become independent of the flow parameter and exhibit perfect convergence in the same region as the ground-state energy (gray band). For ^{12}C the excitation energies also stabilize in that region, but then start to increase as a consequence of the distinctive drop of the ground-state energy discussed in Fig. 1. Up to

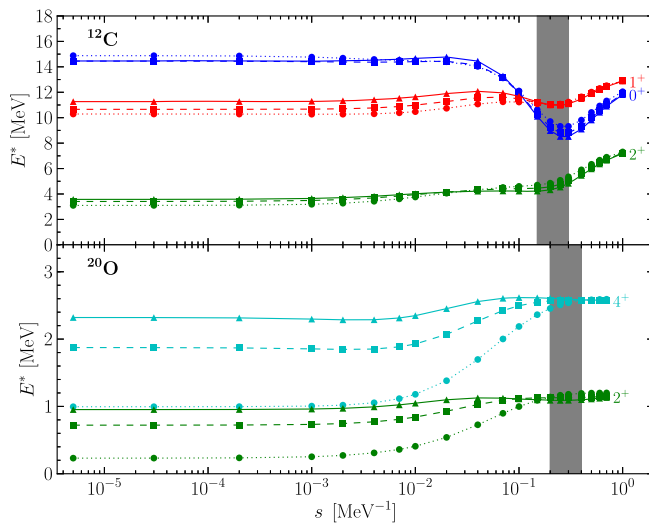


FIG. 3. Evolution of the excitation energies in ^{12}C and ^{20}O . Depicted are the low-lying eigenvalues of $H(s)$ obtained in NCSM calculations for $N_{\text{max}} = 0$ (circle, dotted line), 2 (square, dashed line), and 4 (triangle, solid line). All calculations use a HF basis with $e_{\text{max}} = 12$ and $\hbar\Omega = 20$ MeV. The gray band represents the range of flow parameters for the uncertainty analysis.

the flow parameter s_{max} determined from the ground-state evolution, the dependence of the excitation energies is weak once we reach $N_{\text{max}} = 4$.

The 0^+ excited state in ^{12}C is a notable exception. In the region of flow parameters where the decoupling of the ground state occurs, the excitation energy of this 0^+ state drops from about 14 to 8 MeV, while the other excitation energies remain stable. We have confirmed that this effect is robust under variation of the single-particle basis, the IM-SRG generator, and the center-of-mass constraint. In conventional NCSM calculations the 0^+ state at 14 MeV is well known [48] and believed to represent the Hoyle state, a three-alpha cluster state that cannot be converged in standard NCSM calculations [49,50]. The IM-SRG evolution seems to decouple multiparticle-multihole excitations—needed to describe the Hoyle state—from the reference space, so that the $N_{\text{max}} = 0$ result is already much better than the largest possible direct NCSM calculations. We also evaluated mass and charge radii and the electric monopole transition matrix element for the first excited 0^+ state. They increase rapidly as the excitation energy decreases, approaching the large values characteristic for the Hoyle state [49,51,52]. Unfortunately, before the excited 0^+ state stabilizes, the discarded many-body terms in the IM-SRG flow equations start to distort the results (beyond the gray band). In order to quantitatively explore the Hoyle state, we are working on the inclusion of these contributions.

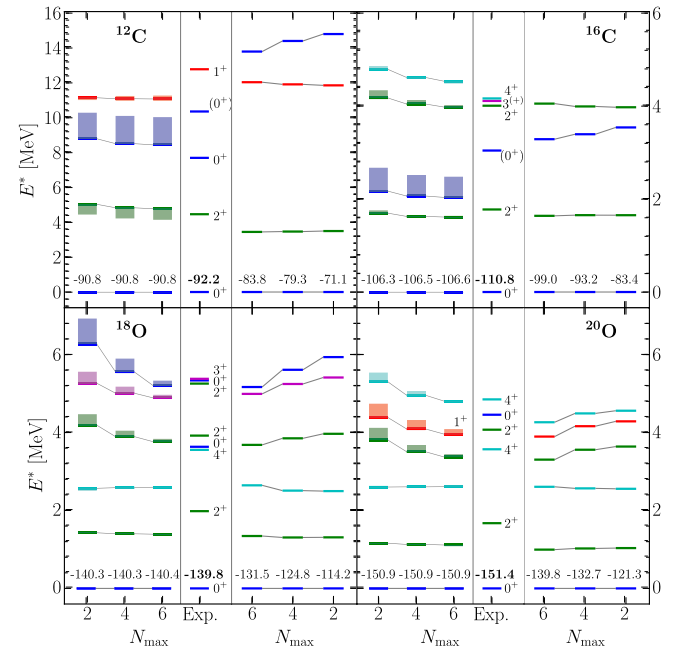


FIG. 4. Excitation spectra for selected isotopes obtained from the IM-NCSM (left-hand columns) and the importance-truncated NCSM (right-hand columns) in comparison to experiment (center column) [53]. The bands indicate the residual flow-parameter dependence in the range from $s_{\text{max}}/2$ to s_{max} with bars marking the latter. The importance-truncated NCSM results are obtained with explicit $3N$ interactions using the HO basis with $\hbar\Omega = 16$ MeV.

The excitation spectra of selected nuclei and their N_{\max} convergence obtained in IM-NCSM and importance-truncated NCSM calculations are presented in Fig. 4. The bands for the IM-NCSM result from the uncertainty estimate described earlier, using the same range of s as for the ground-state energies. We find excellent agreement for the excitation energies of states that are robust and well converged, indicating that all truncation effects are small. As for ^{12}C , we find an excited 0^+ state in the IM-NCSM for ^{16}C , which lies at higher energy in the conventional NCSM. Some higher lying states, however, show a slower convergence indicating an intrinsic structure that probes pieces to the Hamiltonian that are not completely decoupled. This is an interesting aspect for further optimizations of the IM-SRG generators.

Conclusions.—We have merged the NCSM with the multireference IM-SRG to define a new *ab initio* many-body method capable of describing ground and excited states of closed and open-shell nuclei on the same footing. In simple terms, the approach can be viewed as a NCSM calculation with an in-medium decoupled Hamiltonian and combines the advantages of the NCSM and the IM-SRG. We have demonstrated its efficiency and accuracy in comparison to direct NCSM calculations, which are computationally much more demanding. In contrast to valence-space shell-model calculations based on effective interactions derived from the IM-SRG [16] or CC [18], the IM-NCSM is a no-core approach and convergence with respect to all model-space truncations can be demonstrated explicitly. For benchmark purposes, we limited ourselves to systems that are accessible to the conventional NCSM, but the moderate computational scaling will allow us to study the full range of medium-mass nuclei. In future work, we will demonstrate the extension to odd systems and electromagnetic observables and investigate the specific aspects of ^{12}C in more detail.

This work is supported by the Deutsche Forschungsgemeinschaft through Grant No. SFB 1245, the Helmholtz International Center for FAIR, and the BMBF through Contracts No. 05P15RDFN1 (NuSTAR.DA) and No. 05P2015 (NuSTAR R&D). H. H. acknowledges startup support from the NSCL/FRIB Laboratory and Michigan State University. The authors gratefully acknowledge the computing time granted on the supercomputers JURECA at the Jülich Supercomputing Centre, LOEWE at the Center for Scientific Computing Frankfurt, and Lichtenberg at the Technische Universität Darmstadt. Further computing resources were provided by the Michigan State University High Performance Computing Center (HPCC)/Institute for Cyber-Enabled Research (iCER), and the National Energy Research Scientific Computing Center (NERSC), a DOE Office of Science User Facility supported by the Office of Science of the U.S. Department of Energy under Contract No. DE-AC02-05CH11231.

*eskendr.gebrerufael@physik.tu-darmstadt.de

- [1] E. Caurier, G. Martínez-Pinedo, F. Nowacki, A. Poves, and A. P. Zuker, *Rev. Mod. Phys.* **77**, 427 (2005).
- [2] P. Navrátil, V. G. Gueorguiev, J. P. Vary, W. E. Ormand, and A. Nogga, *Phys. Rev. Lett.* **99**, 042501 (2007).
- [3] B. Brown, *Prog. Part. Nucl. Phys.* **47**, 517 (2001).
- [4] B. R. Barrett, P. Navrátil, and J. P. Vary, *Prog. Part. Nucl. Phys.* **69**, 131 (2013).
- [5] J. P. Vary, P. Maris, E. Ng, C. Yang, and M. Sosonkina, *J. Phys. Conf. Ser.* **180**, 012083 (2009).
- [6] S. Binder, J. Langhammer, A. Calci, and R. Roth, *Phys. Lett. B* **736**, 119 (2014).
- [7] S. Binder, J. Langhammer, A. Calci, P. Navrátil, and R. Roth, *Phys. Rev. C* **87**, 021303 (2013).
- [8] F. Coester, *Nucl. Phys.* **7**, 421 (1958).
- [9] M. Włoch, D. J. Dean, J. R. Gour, M. Hjorth-Jensen, K. Kowalski, T. Papenbrock, and P. Piecuch, *Phys. Rev. Lett.* **94**, 212501 (2005).
- [10] G. Hagen, T. Papenbrock, D. J. Dean, and M. Hjorth-Jensen, *Phys. Rev. Lett.* **101**, 092502 (2008).
- [11] G. Hagen, T. Papenbrock, D. J. Dean, A. Schwenk, A. Nogga, M. Włoch, and P. Piecuch, *Phys. Rev. C* **76**, 034302 (2007).
- [12] K. Tsukiyama, S. K. Bogner, and A. Schwenk, *Phys. Rev. Lett.* **106**, 222502 (2011).
- [13] K. Tsukiyama, S. K. Bogner, and A. Schwenk, *Phys. Rev. C* **85**, 061304 (2012).
- [14] H. Hergert, S. Bogner, T. Morris, A. Schwenk, and K. Tsukiyama, *Phys. Rep.* **621**, 165 (2016).
- [15] H. Hergert, *Phys. Scr.* **92**, 023002 (2017).
- [16] S. K. Bogner, H. Hergert, J. D. Holt, A. Schwenk, S. Binder, A. Calci, J. Langhammer, and R. Roth, *Phys. Rev. Lett.* **113**, 142501 (2014).
- [17] S. R. Stroberg, H. Hergert, J. D. Holt, S. K. Bogner, and A. Schwenk, *Phys. Rev. C* **93**, 051301 (2016).
- [18] G. R. Jansen, J. Engel, G. Hagen, P. Navrátil, and A. Signoracci, *Phys. Rev. Lett.* **113**, 142502 (2014).
- [19] S. R. Stroberg, A. Calci, H. Hergert, J. D. Holt, S. K. Bogner, R. Roth, and A. Schwenk, *Phys. Rev. Lett.* **118**, 032502 (2017).
- [20] G. R. Jansen, M. D. Schuster, A. Signoracci, G. Hagen, and P. Navrátil, *Phys. Rev. C* **94**, 011301 (2016).
- [21] P. Navrátil, S. Quaglioni, I. Stetcu, and B. R. Barrett, *J. Phys. G* **36**, 083101 (2009).
- [22] M. A. Caprio, P. Maris, and J. P. Vary, *J. Phys. Conf. Ser.* **403**, 012014 (2012).
- [23] R. Roth and P. Navrátil, *Phys. Rev. Lett.* **99**, 092501 (2007).
- [24] R. Roth, *Phys. Rev. C* **79**, 064324 (2009).
- [25] R. Roth, J. Langhammer, A. Calci, S. Binder, and P. Navrátil, *Phys. Rev. Lett.* **107**, 072501 (2011).
- [26] E. D. Jurgenson, P. Navrátil, and R. J. Furnstahl, *Phys. Rev. Lett.* **103**, 082501 (2009).
- [27] S. Ókubo, *Prog. Theor. Phys.* **12**, 603 (1954).
- [28] K. Suzuki and S. Y. Lee, *Prog. Theor. Phys.* **64**, 2091 (1980).
- [29] R. Roth, A. Calci, J. Langhammer, and S. Binder, *Phys. Rev. C* **90**, 024325 (2014).
- [30] E. D. Jurgenson, P. Navrátil, and R. J. Furnstahl, *Phys. Rev. C* **83**, 034301 (2011).
- [31] H. Hergert, S. K. Bogner, S. Binder, A. Calci, J. Langhammer, R. Roth, and A. Schwenk, *Phys. Rev. C* **87**, 034307 (2013).

- [32] H. Hergert, S. Binder, A. Calci, J. Langhammer, and R. Roth, *Phys. Rev. Lett.* **110**, 242501 (2013).
- [33] H. Hergert, S. K. Bogner, T. D. Morris, S. Binder, A. Calci, J. Langhammer, and R. Roth, *Phys. Rev. C* **90**, 041302 (2014).
- [34] W. Kutzelnigg and D. Mukherjee, *J. Chem. Phys.* **107**, 432 (1997).
- [35] D. Mukherjee, *Chem. Phys. Lett.* **274**, 561 (1997).
- [36] L. Kong, M. Nooijen, and D. Mukherjee, *J. Chem. Phys.* **132**, 234107 (2010).
- [37] D. R. Entem and R. Machleidt, *Phys. Rev. C* **68**, 041001 (2003).
- [38] P. Navrátil, *Few Body Syst.* **41**, 117 (2007).
- [39] S. K. Bogner, R. J. Furnstahl, and R. J. Perry, *Phys. Rev. C* **75**, 061001 (2007).
- [40] K. Hebeler, *Phys. Rev. C* **85**, 021002 (2012).
- [41] K. A. Wendt, *Phys. Rev. C* **87**, 061001 (2013).
- [42] R. Roth, S. Binder, K. Vobig, A. Calci, J. Langhammer, and P. Navrátil, *Phys. Rev. Lett.* **109**, 052501 (2012).
- [43] E. Gebrerufael, A. Calci, and R. Roth, *Phys. Rev. C* **93**, 031301 (2016).
- [44] G. R. Jansen, M. Hjorth-Jensen, G. Hagen, and T. Papenbrock, *Phys. Rev. C* **83**, 054306 (2011).
- [45] P. Piecuch, J. R. Gour, and M. Włoch, *Jerusalem Symp. Quantum Chem. Biochem.* **109**, 3268 (2009).
- [46] <http://atom.kaeri.re.kr/>.
- [47] D. Gloeckner and R. Lawson, *Phys. Lett. B* **53**, 313 (1974).
- [48] P. Maris, J. P. Vary, A. Calci, J. Langhammer, S. Binder, and R. Roth, *Phys. Rev. C* **90**, 014314 (2014).
- [49] M. Chernykh, H. Feldmeier, T. Neff, P. von Neumann-Cosel, and A. Richter, *Phys. Rev. Lett.* **98**, 032501 (2007).
- [50] T. Neff, *J. Phys. Conf. Ser.* **403**, 012028 (2012).
- [51] E. Epelbaum, H. Krebs, T. A. Lähde, D. Lee, and Ulf-G. Meißner, *Phys. Rev. Lett.* **109**, 252501 (2012).
- [52] A. N. Danilov, T. L. Belyaeva, A. S. Demyanova, S. A. Goncharov, and A. A. Ogloblin, *Phys. Rev. C* **80**, 054603 (2009).
- [53] <http://www.nndc.bnl.gov/ensdf>.